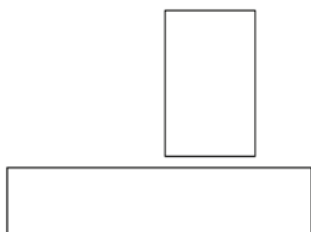


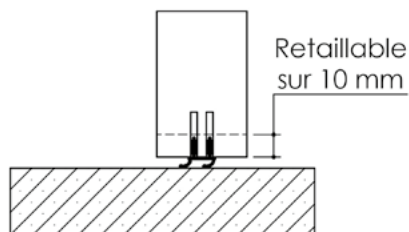
Plan PB-302 _ Ind2 : Variantes de seuils

Gamme Porte de Communication, EI30 et EI30 Acoustique

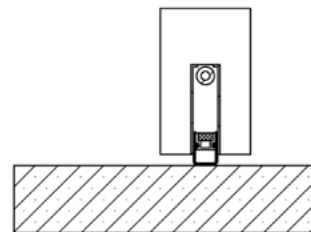
Sans seuil



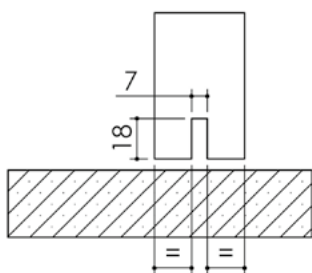
Joint balai



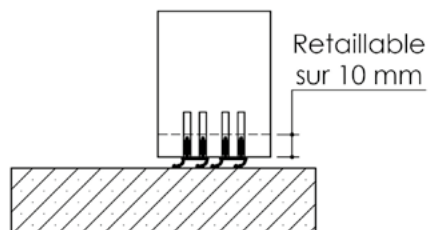
Plinthe automatique



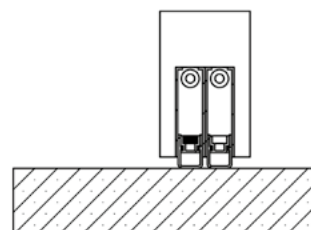
Rainure pour couissant
(porte de communication uniquement)



Double joint balai
(Vantail 50mm)

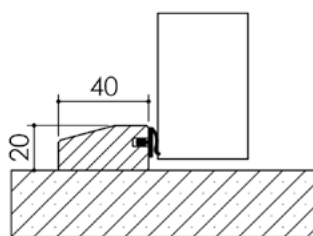


Double plinthe automatique

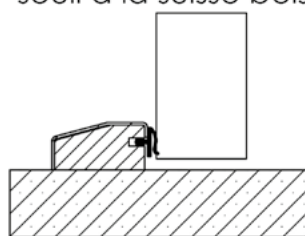


Etanchéité complémentaire

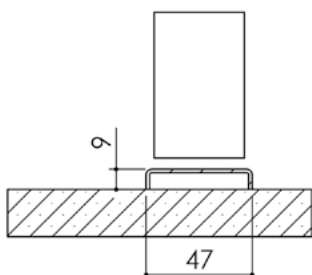
Seuil à la suisse bois



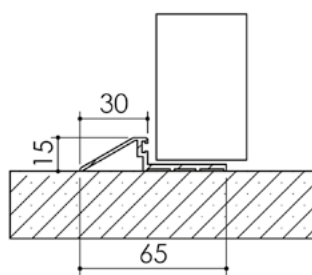
Capotage inox
seuil à la suisse bois



Seuil U plat



Seuil Alu



Seuil réduit ISO

